

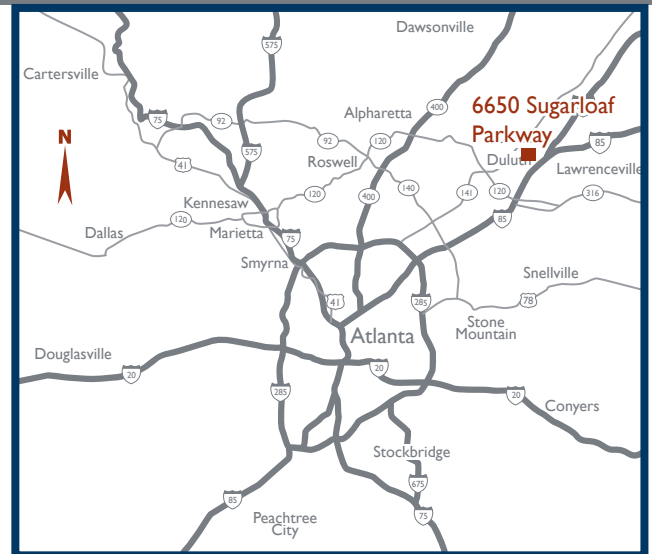
6650 SUGARLOAF PARKWAY

DULUTH, GA 30097



PROPERTY DETAILS

- 71,831 SF Brick One Story Class B Office Building in Gwinnett County
- Excellent access to I-85 and Sugarloaf Parkway
- Conveniently located in the upscale Sugarloaf Corridor business hub with numerous restaurants, corporate offices, hotels, banks, retail shops, Kroger and Chick-Fil-A within one mile
- Within walking distance of the Gas South District & Arena and Gwinnett Chamber of Commerce
- Adjacent to Sugarloaf Country Club and within two miles of Sugarloaf Mills Mall
- Suite 300 available with 4,761 SF



BRAND
Real Estate Services

BrandProperties.com
770.476.4801

6650 SUGARLOAF PARKWAY

DULUTH, GA 30097

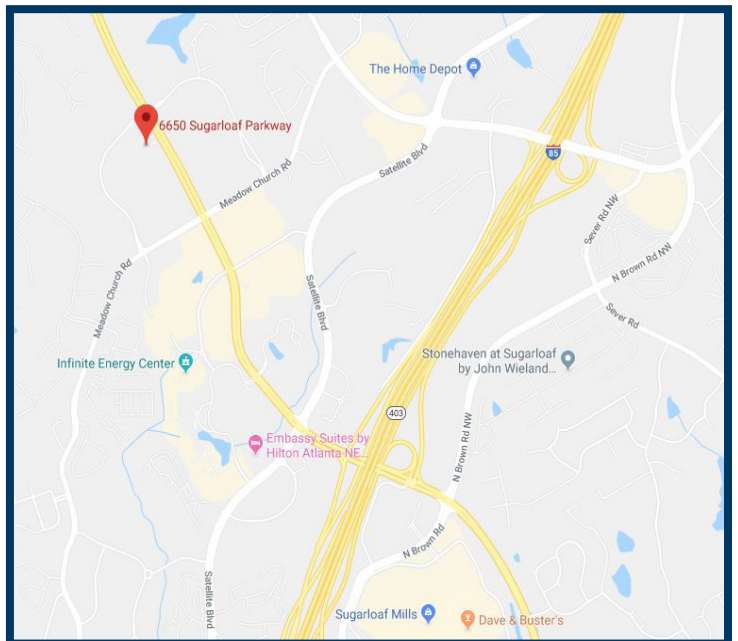
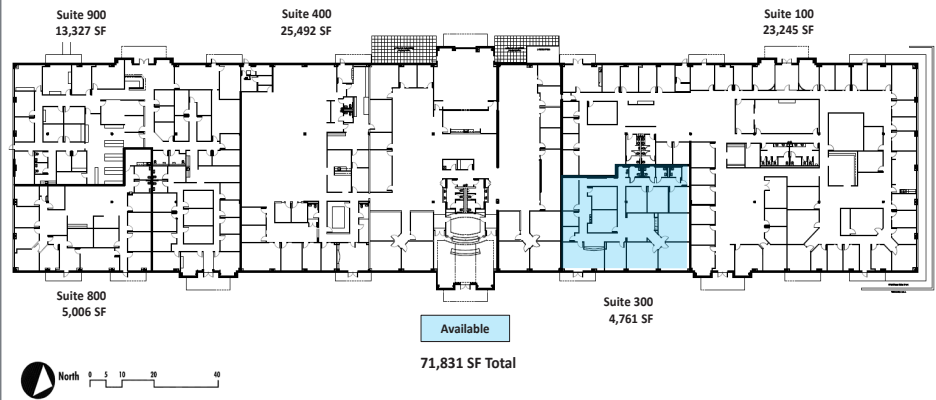


Building Facts

71,831 SF
Class B Office Space
Built in 2004
Ample free parking
Parking Ratio of
4.92/1,000 SF

Available Space

Suite 300: 4,761 SF



Candy McIntyre
Vice President, Leasing

cmcintyre@BrandProperties.com

770.623.2099 Direct | 404.408.9788 Mobile

BRAND Real Estate Services
1960 Satellite Boulevard, Suite 1300 Duluth, GA 30097 770.476.4801